

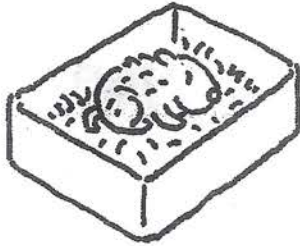
Name _____

Short e

 Circle.

Short e

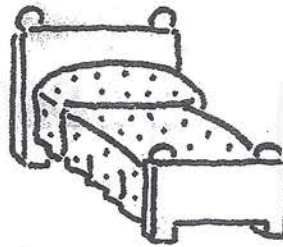
1.



pet

pot

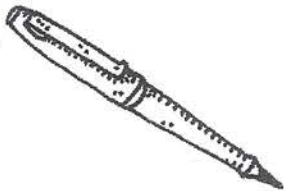
2.



bad

bed

3.



pan

pen

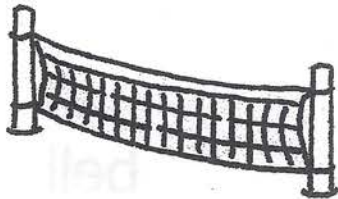
4.



well

wall


5.



not

net

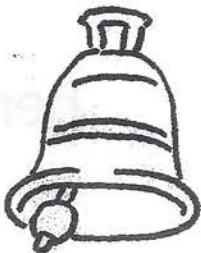
6.



ten

tan

7.



ball

bell

8.



jot


jet

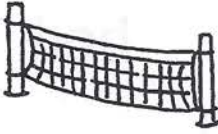



Directions: In each box, circle the word that names the picture.



Home Activity: Say a word from the page and have your child point to the word.


 Draw lines.

1.  pen

6.  ten


2.  net

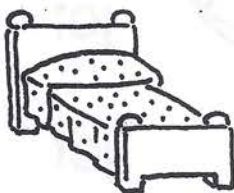
7.  well


3.  jet


8. 10 men


4.  bed

9.  bell

5.  web

10.  hen

 **Directions:** Draw a line from the picture to the word that names the picture.

 **Home Activity:** Help your child use pairs of rhyming words in sentences.